













Online Homework

ITS LEARNING

Click on  on the front page of our school website (www.hazeldeneschool.co.uk)
 Your user name & password will be given to you by your teacher. All user names end with .hz and is not case sensitive. The password will always be a word and end with 2 numbers. The passwords are case sensitive so make sure your caps lock is not on.

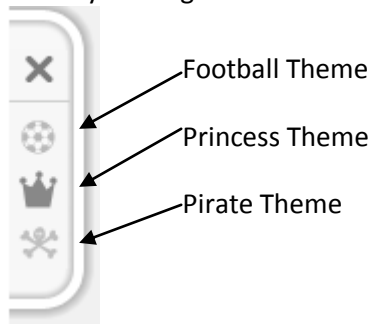



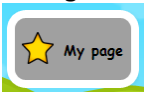
Y2-Y4: Once you have logged into itsLearning, click on  (top left) and find your class name in the list. (You might see other links to other classes or subjects there, you are welcome to explore.)
 The DASHBOARD will display in the centre of your screen and your teacher will put all relevant information on here for you to read such as topic information, links to websites and information parents will find useful.
 On the left there is a yellow folder icon with your class name next to it. More homework, discussion boards and website links will be added here.

Icon	Meaning
	Discussion Board
	A folder – click on it to expand. More information will be in that folder
	Download a file. Maybe your teacher gives you your weekly spellings to download
	Link to another website
	A page that can contain pictures, links or homework exercises.
	Note – your teacher might right notes to your parents or to you
	A quick link to get onto you I AM LEARNING homework
	Assignments that require an answer to be submitted to your teacher

Each Icon has a heading to let you know what it will contain. Click on them and try them out. If anything is unclear please ask your child's teacher.

Reception-Y1: You will be brought through to a different screen to the Y2-Y4's. Your child can customise his/her screen by clicking on one of the icons on the top right of your screen:



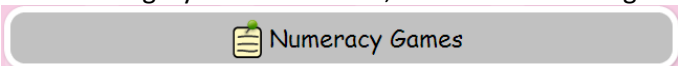
They can personalise their character by clicking on  and choosing from the selection.
 Your child can also write a little something about themselves by clicking on 

Click on the  button to make changes.

The font size, colour icon pictures can also be added / changed from the menu as shown below:



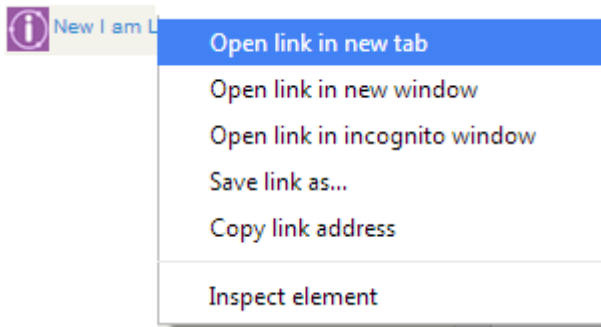
Click on the grey buttons for link, information or assignments given by the teachers. E.g:



I AM LEARNING

To log onto I AM LEARNING click on 

HELPFUL HINT: You can also right click and select 'Open link in a new tab' as shown below:




This option allows I am Learning to open a new tab in your browser and helps your child see the whole page. It's a better view!

The main points on the front screen explained:



WALLPAPERS

Change your room's wall paper. There are many different patterns & colours to choose from. Use the white arrow to go to the next page



MY PROFILE

Create an avatar of yourself. The more homework you do, the more credits you get, the better things you can 'buy' for your avatar

MY HOMEWORK

This is where you click to see what homework your teacher has set for you

Your credit score

There are other links such as My Reports, My Skills, My Achievements, My Guides etc.... Hover your mouse over the pictures and click to find out more information.

My Homework

Data and graphs
8th Nov 13 9:00 - 22nd Nov 13 15:00
Data and graphs
Mathematics
100%

Punctuation
10th Nov 13 8:26 - 24th Nov 13 15:00
Punctuation
Literacy
95%

Capital letters and full stops
10th Nov 13 8:27 - 24th Nov 13 15:00
Using capital letters and full stops
Literacy
n/a

Telling the Time
21st Nov 13 20:30 - 6th Dec 13 15:00
Telling the time - digital to analogue
Mathematics
n/a

In the example on the left, there are 4 different exercises:

- Data and graphs
- Punctuation
- Using capital letters and full stops
- Telling the time – digital to analogue.

You can see which exercises are outstanding by the red n/a box. If your child has tried the exercise, their score will show in the box. To do the exercise, click in the white box.

There are lots of different fun games you can play to complete your homework.

Home Revision Reports Homework Achievements Help Guides Hello S Credits: 1402

All Games Favourites Trending Latest Search... Credits: 1402

Categories: Action, Sport, Design, Game Show, Strategy, Multiplayer

Games shown: Quick Fire, Iamable Quick Fire, Make Up, Inflatable Iamables, Iamable Race, Rainbow Race, Multiplayer Darts, Firework Frenzy, Fruit PUNCH, Spell Slinger, Money Boxes, Ten Pin Bowling, Go Bananas!, Penalty Shootout, etc.

You have 6 different categories of games to choose from: Action, Sport, Design, Game Show, Strategy & Multiplayer. The more credit you have the more games you can unlock. To unlock a game, click on it and a screen will come up showing you how many credits it will cost. If you have enough credit, you can unlock the game:

Fruit PUNCH

score: 2656
burst speed: 2
max score: 4

Do you want to unlock this game?
It will cost: 200

Unlock Game

The example below is showing you the Punctuation exercise.

The screenshot shows a question: "Which punctuation mark should be used at the end the sentence below?" followed by the sentence "When is your birthday". To the right is an image of various cupcakes. Below the question are three input boxes containing a period, a question mark, and an exclamation point. At the bottom is a control bar with buttons for "RETRY", "SKIP", "CHECK ANSWER", "EXIT", and a progress indicator "16 / 20".

Callouts explain the following features:

- Choose the correct answer from the options. Some questions require you to type in an answer in the box. Click CHECK ANSWER to see if the answer is correct
- You can RETRY the question if you get it wrong.
- How far you are in the exercise

A summary of your answers will show at the end of your exercise. You can also see a summary by clicking on the exercise as shown on page 3.

All Attempts

21st Nov 2013	33.33%
---------------	--------

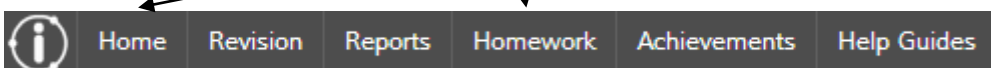
Punctuation Attempt

Date Taken:	21st Nov 2013, 9:24pm	Retake
Duration:	00:10:55	
Score:	7 (33.33%)	
Total Questions:	21 (including 1 retries)	
Answered Correctly:	7	
Answered Incorrectly or Skipped:	7	
Questions Not Viewed:	7	

Questions Answered Incorrectly or Skipped

- Which punctuation mark should be used at the end the sentence below? My name is Pam
- Which punctuation mark should be used at the end the sentence below? It is a bit cold today
- Which punctuation mark should be used at the end the sentence below? Oh no

You can go back to your home page or homework by using the quick access menu bar:



Can't log on?

The login form includes the "i am learning" logo, a "Sign in to i am learning" header, and input fields for "School ID:", "Username", and "Password". A green "Sign In" button is at the bottom.

School ID: HL SMK41

Username: Same as your itsLearning

Password: Same as your itsLearning

Remember to keep your password safe!!!