



Year 1



Phonics

Screening













































# What is phonics?

- Children are taught to read by breaking down words into separate sounds or 'phonemes'. They are then taught how to blend these sounds together to read the whole word.

- Children have a 20 mins phonics lesson each day and they are encouraged to use these strategies to read and write in other lessons.

- There are around 40 different sounds.



a 	o 	x 	t 	e 	p 	r 	i 	n 	m 	h 	b 	d 	g 
s ss 	c k ck 	q qu 	u oo 	j 	y 	ch 	sh 	th 	w wh 				
v 	f ff ph 	ow ou 	l ll 	oa ow oe o e 	oo ue ew u e 	ar 							
ng 	z zz 	ai ay a e 	ear 	igh ie i e 	ee e e ea 	air 							
ure 	oi oy 	or aw au 	er ur ir 	I no go the to into he she we me be was									
you they all are my her said have like so do come some were there little one when out what													

# Why are the children being screened?

- Every Year 1 child in the country will be taking the phonics screening check in the same week in June.
- The aim of the check is to ensure that all children are able to read by the end of year two.
- This 'midpoint check' will ensure that we have a clear understanding of what the children need to learn in year 2.



# What will the children be expected to do?


- The check is very similar to tasks the children already complete during phonics lessons.

- Children will be asked to 'sound out' a word and blend the sounds together.eg d-o-g - dog



- The focus of the check is to see which sounds the children know and therefore the children will be asked to read made up 'nonsense' words.

**THIS IS NOT A READING TEST**



# Examples of words:

in

at

beg

sum


ot



vap



osk



ect



# When will the screening take place?

- The screening will take place throughout the week beginning **Monday 12<sup>th</sup> June**. The children cannot retake the test at any other time so it is very important your child is in school during this week.
- The check has been designed so that children of all abilities will be able to take part.



# Who will complete the check?

- The children will complete the check one at a time in a quiet area of the school.

- I will conduct all of the screening checks with the children.

- The screening will only take 5-10mins with each child.



Shhhhh!



# How can you help?

•Encourage your child to 'sound out' when reading or writing. Focusing particularly on spotting more unusual sound patterns.

Eg

Digraph- 2 letters making one sound

cow

Trigraphs- 3 letters making one sound

night

Split digraphs- 2 vowels with a consonant inbetween. Use to be known as the magic e!

spine - i\_e

# How can you help?

- Children can practise their phonics by playing games online. The children particularly like 'Buried Treasure'

- <http://www.phonicsplay.co.uk/BuriedTreasure2.html>



# How can you help?

- REMEMBER: Phonics is not the only thing needed to become a fluent reader.
- Please continue to read with your child each night and encourage them to:
  - Sound out
  - Re-read to check it makes sense.
  - Use pictures for clues.
  - Ask questions about the book.
  - And most importantly ENJOY READING!

# Questions?

